



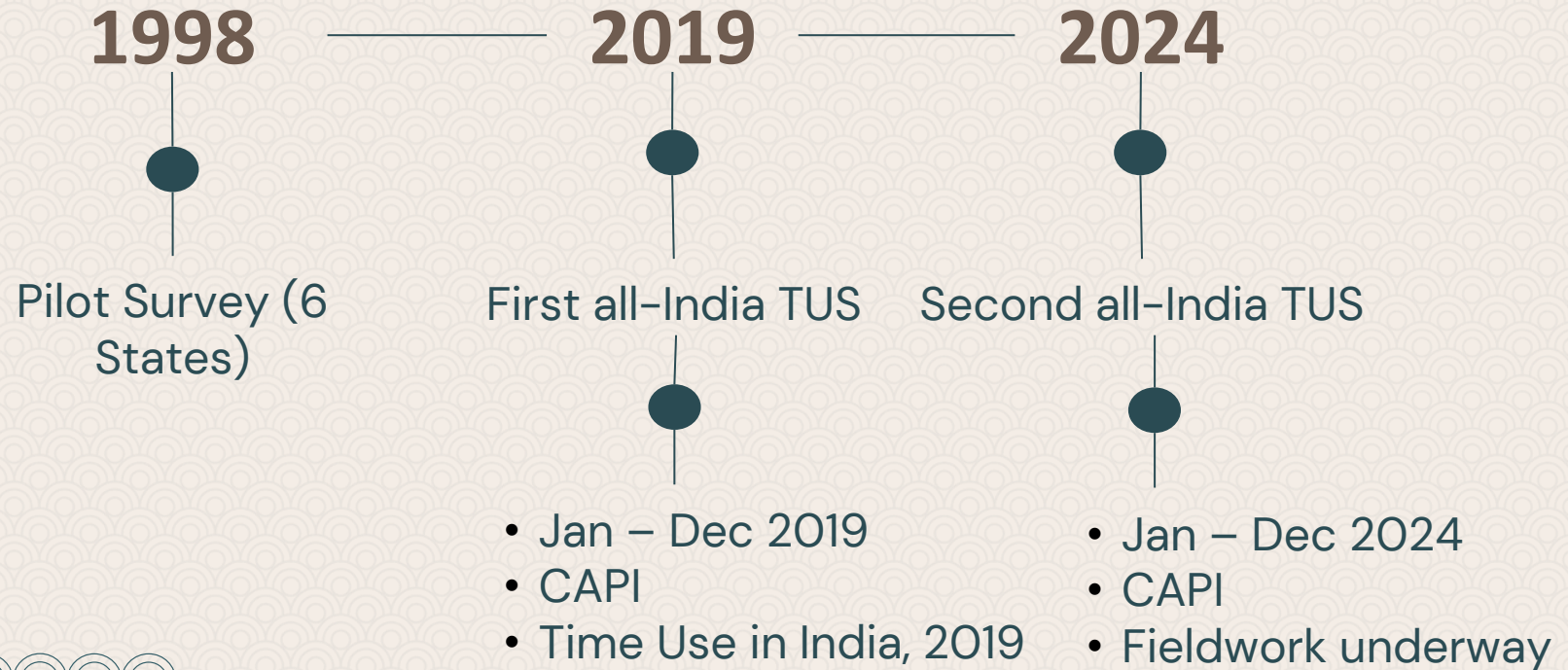
# Time Use Survey (TUS): India

Sandip Kumar Sadhu, Joint Director  
National Sample Survey Office (NSSO)  
India

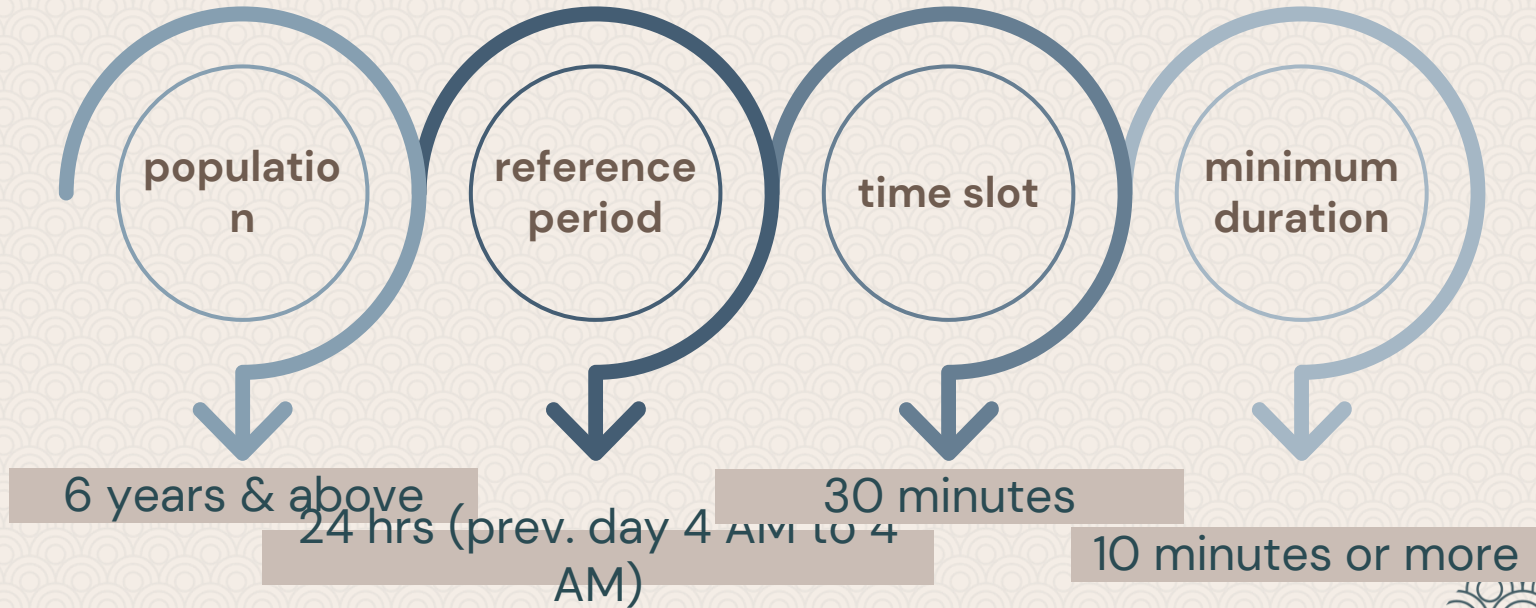


International Workshop on Time-Use Statistics  
Xi'an, China, 25<sup>th</sup> – 27<sup>th</sup> June, 2024

# TUS in India



# Salient Features



Activity Classification: ICATUS 2016

# Contextual variables

## Demography

Age

Sex

Marital Status

Educational  
level

## Person

Day of the  
week

Type of the  
day

Respondent

## Activity

Simultaneous  
or not

Location

Paid Status

Enterprise  
Type





# Indicators

- 01. Participation rate in a day in any activity** percentage of persons performing that activity during the day.
- 02. Average time spent in a day per participant** considering those who participated in the activity.
- 03. Average time spent in a day for per person** considering all the persons irrespective of whether they participated in the activity or not

*Disaggregated by different factors (State/UT, Sector, Gender etc.)*







# TUS, 2019: A Glimpse





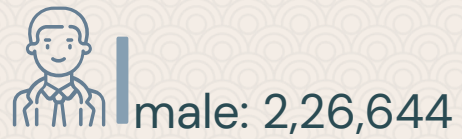
# Coverage



Rural: 5,947  
Urban: 3,998



rural: 82,897  
urban: 55,902  
total: 1,38,799

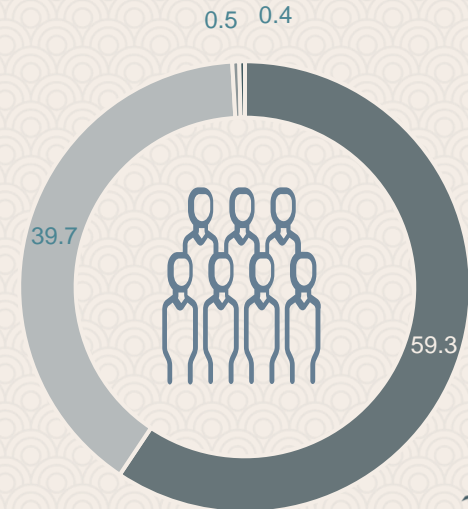
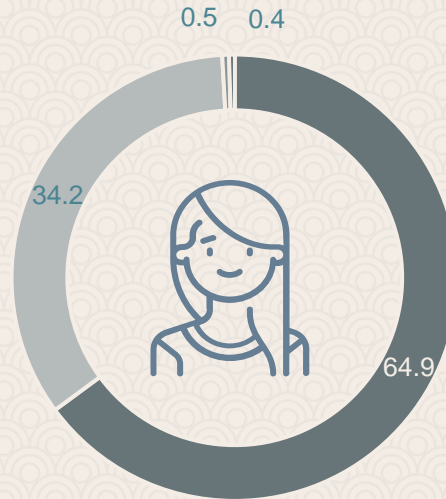
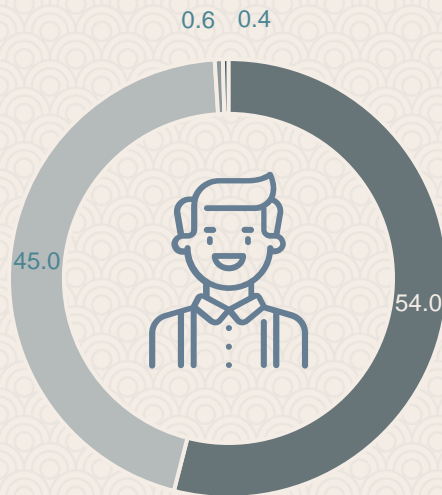


age 6 years and above





# Informant type



■ self ■ other HH member ■ non HH member ■ NR





# Time taken to canvass

	rural	urban	all
avg. time taken per hh	2 hours 5 mins	1 hour 50 mins	2 hours
avg time taken per person	38 mins	36 mins	37 mins



## Some concerns

- 01. Travel related to search of employment** which code to assign?
- 02. Mapping of ISIC to ICATUS** is it exhaustive for Major Division 1 & 2?
- 03. Dual purpose activities** both for pay or profit and own final use
- 04. Break in commutation** intervening activity / diversion while commuting





# Thanks!

Questions please...

Sandip Kumar Sadhu, Joint Director  
National Sample Survey Office  
India

[sadhu.sk@gov.in](mailto:sadhu.sk@gov.in)

+91-9647795800

---

